

POE-G60I

60Watt 10/100/1000M/Multi Gigabit PoE++ Injector



User's Guide

FCC Certifications

This Equipment has been tested and found to comply with the limits for a Class A digital device, pursuant to part 15 of the FCC Rules. These limits are designed to provide reasonable protection against harmful interference when the equipment is operated in a commercial environment. This equipment generates, uses, and can radiate radio frequency energy and, if not installed and used in accordance with the instruction manual, may cause harmful interference to radio communications.

Operation of this equipment in a residential area is likely to cause harmful interference in which case the user will be required to correct the interference at his own expense.

This device complies with Part 15 of the FCC Rules. Operation is subject to the following two conditions: (1) this device may not cause harmful interference, and (2) this device must accept any interference received, including interference that may cause undesired operation.



CE Mark Warning

This equipment complies with the requirements relating to electromagnetic compatibility, EN 55022 class A for ITE, the essential protection requirement of Council Directive 89/336/EEC on the approximation of the laws of the Member States relating to electromagnetic compatibility.

Company has an on-going policy of upgrading its products and it may be possible that information in this document is not up-to-date. Please check with your local distributors for the latest information. No part of this document can be copied or reproduced in any form without written consent from the company.

Trademarks:
All trade names and trademarks are the properties of their respective companies.
Copyright © 2016, All Rights Reserved.



Unpacking Information

Thank you for purchasing our Power PoE series products. Before installation, please check that your package contains the following items.

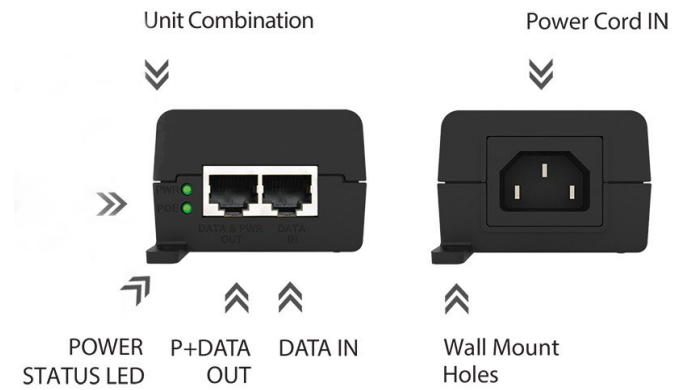
Open the shipping cartons of the PoE Adapters and carefully unpack its contents. The carton should contain the following items:

- 1. POE-G60I Main Unit x 1**
- 2. Power Cord x 1**
- 3. Warranty Card x 1**

Introduction

CERIO **POE-G60I** supports IEEE 802.3af/at/bt Power Over Ethernet Standard. It's a single port active Multi Gigabit PoE++ Injector and provides DC 56 Volt over Ethernet cables. It supports 802.3bt Type3 /60Watt PoE++, 802.3at Type2/30Watt PoE+ , 802.3af Type1/15.4Watt PoE and provides two Ethernet ports connection. The CERIO PoE++ Injector can simultaneously transmit network data and power to the PD equipment through the UTP Ethernet Cable transmission. It is a cost-effective complying with IEEE 802.3af/at/bt standard ,The PoE++ Injector and provides the best solution for High-end WiFi PoE AP, Digital Signage PoE Station , PoE Speed Dome , PTZ POE IP CAM, etc.

Hardware Overview



LEDs

Quickly display two LEDs to indicate status, That include system power and PoE power LEDs.



POWER LED (Green)
POE LED (Green)

Highlight Features

- Complying with IEEE 802.3 10Base-T, IEEE 802.3u 100Base-TX, IEEE 802.3ab 1000Base-T, IEEE 802.3bz 2.5G/5G BASE-T, IEEE 802.3bt PoE++, IEEE 802.3at and IEEE 802.3af PoE standards.
- Supports Multi Gigabit (1 / 2.5 / 5Gbps) Ethernet connection ability.
- Supports PoE PSE/PD function and provides 802.3bt PoE Class6 and backward power level for PD device.
- Provides active 802.3bt PoE++ output , low cable- loss which can maintain 60Watt PoE power up to 100 meters distance.
- Auto detect PD power pin is powered by End-span (Type-A) or Mid-span (Type-B) then powered to PD device.
- Internal power design and supports 56V PoE+ output.
- Supports IEEE 802.3af/at/bt POE standards and PoE max power up to 60Watt Class6 PoE++ output.
- Support PSE/POE PoE function which can provide both data and power for distances of up to 100 meters (328 feet) from the power source when using CAT 5 or up cabling.
- Over Current Protection and Short-circuit Protection.
- Supports Desktop, Wall mounting and Units Combination for easy to bundles organize the Ethernet cables.

Installation

Plug-and-Play, requires no configuration. Plug in the Power cord. Two RJ 45 cables: plug one in to data port, plug the other in to data+power or PoE port and connect it to the device that needs power over Ethernet cable.

Wall mounting installation

This device can be screwed on the wall or on the desk.

Unit Combination

The POE-G60I Units can be combined side by side as the picture shows so that the organizing of the cables can be easily done.

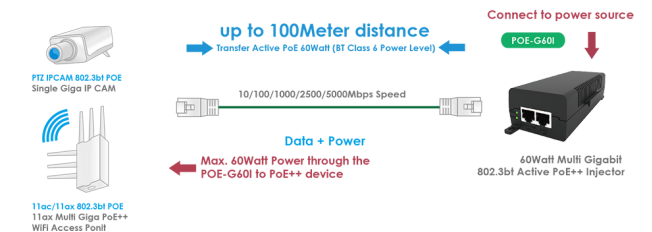


Product Specifications

CERIO POE-G60I PoE++ Injector and provides the best solution for High-end WiFi PoE AP, Digital Signage PoE Station , PoE Speed Dome , PoE PTZ IP CAM, And provide both data and power for distances of up to 100 meters (328 feet) from the power source when using CAT 5e or up cabling.


Apps1 : BT PoE (PD) Devices

With POE for 1/2.5/5Gbps Multi Gigabit PTZ IP CAM/AP Devices



Apps2 : None PoE (BT PD) Devices

None POE for 1/2.5/5Gbps Multi Gigabit PTZ IP CAM/AP Device



* The Multi Gigabit splitter allows a non compliant device to upgrade to PoE. It is used to deploy remote non-PoE devices with no nearby AC outlets.

Functionality

The CERIO POE-G60I Power over Ethernet PoE injector is designed to supply operational power to local area network LAN wireless devices such as PoE access point bridges, routers, and surveillance cameras. Moreover, it supports End-span (Type-A) and also Mid-span (Type-B) power pin designed, no matter how the PD devices is designed Type-A or Type-B all kind of devices can be supplied with power automatically by our POE. The POE-G60I greatly simplifies the wiring and facilities layout designing processes, and brings a great deal of convenience and benefits to homes, offices, and industrial environments. CERIO PoE Injector can provide both data and power for distances of up to 100 meters (328 feet) from the power source when using CAT 5 or up cabling. POE-G60I supports Electro Static Discharge ESD protection, including Over Voltage protection and Short Circuit Protection, ensuring safety of the devices. Some additional benefits of CERIO PoE Injector include cost saving, convenience in network planning, and higher reliability.

Product Specifications

	Standards & Hardware Specifications
Standard	IEEE 802.3 10BASE-T IEEE 802.3u 100BASE-TX IEEE 802.3ab 1000BASE-T IEEE 802.3bz 2.5G/5G BASE-T IEEE 802.3af Type1 Power over Ethernet (PoE) IEEE 802.3at Type2 Power over Ethernet (PoE+) IEEE 802.3bt Type3/Type4 Power over Ethernet (PoE++)
Network Media	10BASE -T: UTP Cat. 3 or up 100BASE-TX: UTP Cat.5 or up 1G/2.5G/5GBASE-T : UTP Cat.5e or up 10M/100M/1G/2.5G/5G (Half-duplex), 20M/200M/2G/5G/10G (Full-duplex)
Data Transfer Rate	Active POE
PoE Type	PIN 1/2,3/6 & 4/5,7/8
Data Pin	End-span (Type-A): PIN 1/2,3/6
Power Pin	Mid-span (Type-B): PIN 4/5,7/8
Ethernet Connector	RJ-45 x1 : Power + Data RJ-45 x1 : Data
Power Interface	Output: RJ45 Active 802.3af/at/bt standard PoE+ 56V Out Input: AC In
ESD Protection	Supports ESD Over Voltage protection and Short Circuit Protection
Environmental & Mechanical Characteristics	
Max Power Output	60Watt
Power Requirement	AC Power Cord
PoE Output Voltage	56Volt
Input Voltage	AC 100~240V, 50-60 Hz
LED	System (Power) : Green , PoE : Green
Operate Temperature	0° to 40° C
Storage Temperature	-40° to 70° C
Storage Humidity	5% to 90% (non-condensing)
Dimension(W x D x H)	67.5 x 164 x 39.8 mm
Weight (g)	212g
Form Factor	Wall mounting, Destop, Units Combination
Case material	Plastic
Production Location	TW
Certifications	FCC ,CE, RoHs compatible