

CS-1224G-24P

24 Port 10/100/1000M Gigabit PoE+ Switch with 2 SFP Ports (450Watt Power)

EAN Code : 4712757156119



Introduction

The **CERIO CS-1224G-24P** A2 version is a powerful high-performance **24 port PoE Gigabit switch and supports 2 Gigabit SFP uplink ports. It is compliant with IEEE 802.3at and 802.3af PoE standards**, and defines new green power saving idea on the PSE Port. It built-in 450watt internal power supply. All 24 ports capable of 10/100/1000Mbps auto-negotiation operation (NWay). This means the switch could automatically negotiate with connected partners on the network speed and duplex mode.

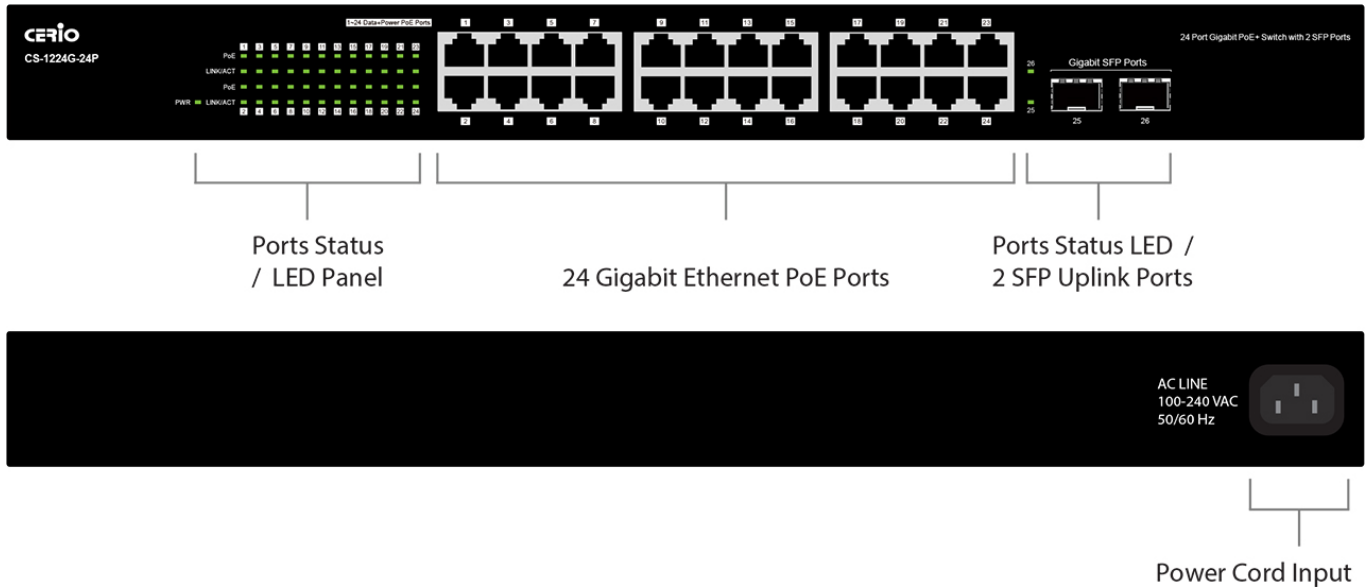
CS-1224G-24P PoE Switch is designed for SMB deployment and can also be upgraded to 1U" chassis for standard rack mounting. It is suitable for setting up surveillance systems in small offices, shops, restaurants, and multi-node network environments, etc., providing convenient and reliable network power supply and data transmission. **It's supporting a maximum PoE output budget of 400Watt shared for 24port of PoE ports** and enough to reliably power devices on all ports. Using UTP Cable to transmit network data and power signals to PoE PD devices (such as POE AP, IP CAM, IP Phone, etc.), so you don't have to worry about the traditional problem of installing a power socket. , easily use PoE to build your network environment.

By integrating the data transmitting cable and power cord, it eliminates the hassle of constructing your network. You could easily connect Wireless AP or VoIP phone or IP Camera to this switch without looking for power outlets. Over current protection and circuit shorting protection are also supported to ensure product safety.

Highlight Features

- Complying with IEEE 802.3 10Base-T, IEEE 802.3u 100Base-TX, IEEE 802.3ab 1000Base-T, IEEE 802.3af PoE and IEEE 802.3at PoE+ standards.
- 24port 10/100/1000Mbps TX Auto-Negotiation Ethernet Switch, supports 24 Port Gigabit PSE/PoE function and compliant with IEEE 802.3af/at PoE standards.
- Supports 2 Gigabit SFP uplink ports and compliant with IEEE 802.3z 1000Base-SX/LX standards.
- Supporting the power up to 30Watt /15.4Watt /7.5Watt /4Watt for each PSE/PoE port.
- Built-in 450Watt power supply, supports a maximum PoE output budget of 400Watt, shared for 24 ports of 10/100/1000M PoE ports.
- Full/Half-Duplex capability on each TX port, Auto-learning networking configurations.
- Supports Store & Forward architecture and performs forwarding and filtering.
- Flow control: back pressure for Half-duplex and IEEE 802.3x for Full-duplex mode.
- Support Jumbo Frame 9K.
- Non-blocking & Non-head-of-line blocking full-wire speed forwarding.
- Supports TP interface Auto MDIX function for auto TX/RX swap.
- Automatic Source MAC Address Learning and Aging. Supports up to 8K MAC addresses, Up to 4.1Mbits buffer.
- It supports the system loop detection function, and can detect each port automatically and flash the LED light to display of the port where the loop occurs.

Hardware Overview



Standards & Hardware Specifications

Network Standards Conformance

- IEEE 802.3 10Base-T
- IEEE 802.3u 100Base-TX
- IEEE 802.3ab 1000BASE-T
- IEEE 802.3az Energy Efficient Ethernet- EEE
- IEEE 802.3x Flow Control
- IEEE 802.3af Power over Ethernet (PoE)
- IEEE 802.3at Power over Ethernet Plus (PoE+)

Port Configuration

- 24ports RJ-45 connectors for 10/100/1000Mbps (With PSE/ PoE+ function)
- 2 ports Gigabit SFP

Media Access Protocol

CSMA / CD

Network Media

- 10BASE –T: UTP Cat. 3 or up,
- 100BASE-TX: UTP Cat. 5 or up,
- 1000BASE-T: UTP Cat. 5 or up

Transmission Method

Store and Forward

MAC Address Table

8K

Built-in Buffer

4.1Mb

Jumbo Frame

9K

Data Transfer Rate

- 10/100/1000Mbps (Half-duplex),
- 20/200/2000Mbps (Full-duplex)

Auto MDI/MDIX

Yes

LED Indicators

- Per Port : Link/ACT Status x24
- Per Port: PoE Status x24
- Per Unit: PWR x1
- Per Unit: SFP Ports x2

Internal Bus Speed/Exchange Rate

52Gbps/38.688Mpps

Environmental & Mechanical Characteristics

Power Type

450 Watt Internal Power Supply

PoE Power Budget

52V for 400 Watt (shared for all 24 PoE ports)

Power Consumption

17.9 Watt

PoE Power Output

Up to 30W per port (1-24 port support PoE output)

Power Requirement	AC 100~240VAC, 50-60Hz Auto-sensing
Operating Temperature	0° to 40° C
Storage Temperature	-40° to 70° C
Operating Humidity	10% to 90% non-condensing
Storage Humidity	5% to 90% non-condensing
Dimensions (W x H x D)	441 x 281 x 44 mm
Unit Weight	3.71kg




Case of Material	Metal case
Production Location	TW
Certifications	FCC, CE, RoHS Compliant

Package Contents





Contents	
CS-1224G-24P Main Unit	x1
Power Code	x1
Quick Installation Guide Booklet	x1
19" Rack Mount Brackets	x1
Warranty Card	x1

SFP / SFP+ / RJ45 Copper Transceiver Module

1.25Gbps/Gigabit SFP/RJ45 Series

Model No.	Photo	Description	Compatible Switch
SRJ-GT		1000BASE-T SFP Copper RJ45 Transceiver 100m	CS-1224G CS-2424G CS-34816XG
SLC-GSXM		1.25Gbps SFP SX 850nm 550m LC Multi-Mode DDM	CS-1216G-16P CS-1216G-8P8T CS-1224G-24P
SLC-GLXS10		1.25Gbps SFP LX 1310nm 10KM LC Single-Mode DDM	CS-2208G-8P CS-2424G-24P CS-3416G-16P CS-3424G-24P

10Gbps SFP+/RJ45 Series

Model No.	Photo	Description	Compatible Switch
SRJ-10GT		10GBASE-T SFP+ Copper RJ45 Transceiver 30m	CS-2648XG CS-34816XG CS-2648XG-48P
SLC-10GSRM		10GBASE-SR SFP+ 850nm 300m LC Multi-Mode DDM	
SLC-10GLRS10		10GBASE-LR SFP+ 1310nm 10KM LC Single-Mode DDM	
AOC-10G01		1M 10GBASE-T SFP+ to SFP+ Active Optical Cables Cable	